



中信证券股份有限公司

CITIC Securities Company Limited

“ ” “ ” “ ”
“ ” “ ” “ ” “ ”
“ ” “ ” “ ” “ ”
“ ” “ ” “ ” “ ”
“ ” “ ” “ ” “ ”

.....

.....

.....

.....4

.....4

.....5

.....6

	000060.SZ
	914403001922063360
	1984 9 1
	1997 1 23
	3,737,596,809
	2 303C 112
	0755-82839363
	zjln@nonfemet.com

	- -	- -	- -	- -
	4,847,843.70	4,583,650.27	4,302,451.57	3,265,700.32
	3,060,562.51	2,824,878.77	2,590,944.90	1,736,190.30
	1,787,281.20	1,758,771.50	1,711,506.68	1,529,510.03
	1,444,541.52	1,420,025.42	1,331,556.60	1,475,650.95

	-			
	1,607,211.41	5,981,247.88	6,559,639.69	5,533,945.46
	1,524,868.57	5,617,532.37	6,241,471.69	5,251,040.80
	36,699.55	161,000.78	118,810.27	138,874.04
	36,680.84	160,255.26	119,283.90	137,907.57
	30,628.80	132,080.37	103,994.48	123,535.47
	27,302.53	108,186.75	68,776.22	121,228.94

	-			
	-28,164.70	79,559.01	157,062.78	108,079.35
	-43,399.76	-228,297.29	-515,473.38	-237,201.44
	137,357.31	100,208.05	343,622.27	251,533.32
	65,542.40	-43,442.28	-7,684.19	131,360.17
	308,777.18	243,234.78	286,677.07	294,361.25

	- -	2024-12-31/ 2024	2023-12-31/ 2023	2022-12-31/ 2022
	-			
%	5.15	6.11	4.88	5.15
%	1.91	7.87	4.91	8.61
/	0.07	0.29	0.18	0.33

	- - -	2024-12-31/ 2024	2023-12-31/ 2023	2022-12-31/ 2022
/	0.07	0.27	0.18	0.28
	1.23	1.33	1.37	1.01
	0.45	0.47	0.61	0.66
%	63.13	61.63	60.22	53.16

= - /

— 2010 9 —

= /

= - /

= /

A

	8
	48
	0755-23835888
	010-60836029

IPO

IPO

IPO

IPO

IPO

IPO

2021

2022

IPO

1

2022

2024

2025

2

30

H

5

6

0

-1,525.23

-2,834.66

-467.67

				2025		A	
1							
				5,543,725.57	6,564,665.57		
5,986,236.24	1,608,380.53						
121,228.94	68,776.22	108,186.75		27,302.53			
				117,334.66	64,261.98		
103,062.13	26,254.46						
2							
				72,093.83	70,222.64		
74,022.60		85,280.59		2.21%			
1.63%	1.61%	1.76%					
3							
				348,871.04	885,561.25		
1,175,580.25		1,298,650.63					
10.68%	20.58%	25.65%	26.79%				
2023							

4

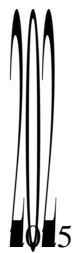
15%

15%

2020

200

2025 12 31



05

3

A

$$P1=P0-D$$

$$P1=P0/(1+N)$$

$$P1=(P0-D)/(1+N)$$

P1			P0			D		
N								
2025	5	8	2024			2024		
			2024	12	31	3,737,596,125		
10			0.87			325,170,862.88		
			4,733,786,284.99			2025	6	25
	2024				10			0.87
						3.74	/	
3.66	/							

401,069,518

10.73%

30%

	2024		3.74	/
3.66	/		409,836,065	
	10.97%			

36

150,000.00

2025 3 3

A

2025

A

2025

A

2025

A

2025

A

2025 3 3

2025 5 8

2024

A

A

2024

2025 3 31

4,908,301

200

6,767,538

29,334,676

2025 3

31

2025 3 31

2025 3 31

1	
2	
3	
4	
5	
6	
7	
8	

--	--

A

A

A

(本页正文) 为《中信证券股份有限公司关于深圳市广合达科技股份有限公司

2025年度向特定对象发行A股股票之上市保荐书》之签字页)

代表人:

林子力

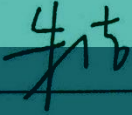
林子力

黄强



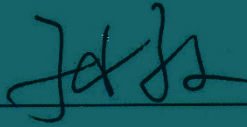
(本页无正文，为《中信证券股份有限公司关于深圳市中金岭南有色金属股份有限公司2025年度向特定对象发行A股股票之上市保荐书》之签章页)

内核负责人:



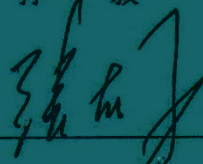
朱 洁

保荐业务负责人:



孙 毅

董事长、法定代表人:



张佑君

