

141,115

1		11,800 72,115 *	72,115
2	3000t/d	48,600	27,000
3		42,000	42,000
		162,715	141,115

2013 12 10

1

6.1114

1

Perilya Limited

1987

	ASX		PEM	
			769,316,416	Level 8
251 Adelaide Terrace	Perth WA6000			
		280	/	
15				
	2012			
13.1		59.82		
		1.15	433	
			359	41
	2,262	9.3	20	10.4
2				
			2008	12
			SPV	1,000
				18
18	1809-1812			
			SPV	100%
3				
	2009	2	0.23	/
1.98			4,546	
	50.1%			
	2009	12	0.42	/
75,885,884		3,187		52%
	2011	11	0.42	/

137,017,037

5,755

100%

2013 12 19

4

3.666

1.28

2013 12 6

6,000

FACILITY AGREEMENT

2013 12 9

5,800

11,800

5

2010-2012

2013

1

	2013 6 30	2012 12 31	2011 12 31	2010 12 31
	127,368	111,364	122,927	178,523



巨潮资讯

www.cninfo.com.cn

中国证监会指定信息披露网站

	2013 6 30	2012 12 31	2011 12 31	2010 12 31
	614,330	555,579	510,913	432,582
	741,698	666,943	633,840	611,105
	200,004	157,559	124,815	238,266
	158,902	127,741	153,885	153,060
	358,906	285,300	278,700	391,326
	382,792	381,643	355,140	219,779
	769,316	769,316	769,316	526,076
/	0.4976	0.4961	0.4616	0.4178

2

	2013 1-6	2012	2011	2010
	139,131	353,794	360,193	243,665
	-29,231	39,267	52,959	26,820
	-19,621	27,720	38,751	74,176
	718	25,481	38,733	70,532

3

	2013 1-6	2012	2011	2010
	22,487	65,196	67,440	53,154
	-35,004	-89,612	-92,738	-229,597
	39,051	26,826	-26,810	153,527
	3,006	-1,147	-2,037	-3,277
	26,534	2,410	-52,108	-22,916

	2013 1-6	2012	2011	2010
	67,174	37,634	36,371	90,516

6

1

2012

13.1

59.82

1.15

433

2013 1-6

5.62

23.49

5,320

271

2013

• • 10

• •

• • 1,300 / 700

/

2012 • • 11,504 13,898 345,105

2



1

Hill Broken

North Moolooloo Mount Oxide

Cerro De

Maimon		Cumpie Hill		Moblan
1		Broken Hill		
		JORC	2012 6 30	
2,170		9.2%	199.64	7% 151.9
	89 /		1,931.3	1,170
6.2%		72.54	4.8%	56.16
50 /		585		
2		Mount Oxide		
	2010		1,597	1.43%
22.8				
3		North Moolooloo		
	2011		21.4	34.36% 7.35
		1.35%	2,889	
4	- -	Cerro De Maimon		
	2012 6 30			1,234 ()
1.5%		18.62	0.73 /	31.8 (9.01)
	24.9 /		1,083	(307.4)
5		Cumpie Hill		
		NI43-101		2008 2
620		1.5%	9.3	
6		Moblan		
		JORC	2011 5	1,425
		1.41%	20.09	

359 41 10.4 2,262 9.3
 20
 7
 1
 2012 12
 2012 6 8 10

330 +
 25.3% 224 / 83.5
 2011 2 /
 2013 12
 2 200 32.8

285 /
 /
 2 • •
 • • 2012
 66 20,509 • • 2012 8

			2010	24%
	1,235	1.5%	18	2010
3.6		• •	2010-2012	
	• •			
	3			
	4			
1				
			1,042	
2012		/		
	160		40	
2009				
			720	
			0.5%	
		20.3		
2				
			328	• •

2012 8 • •
2010 24%

60%

8

1

2013 8 12

0.185 /

12

12

VWAP 0.22

0.35 /

12

VWAP 59%

2

1

2012

2012 12 31

0.4961 /

2013

2013 6 30

0.4976 /

0.35 /

2013 6 30

29.66%

3.24

2

2009 2

50.1%

2009 -2012

1.72

5.79

7.92

73%

18%

3

2011

LME

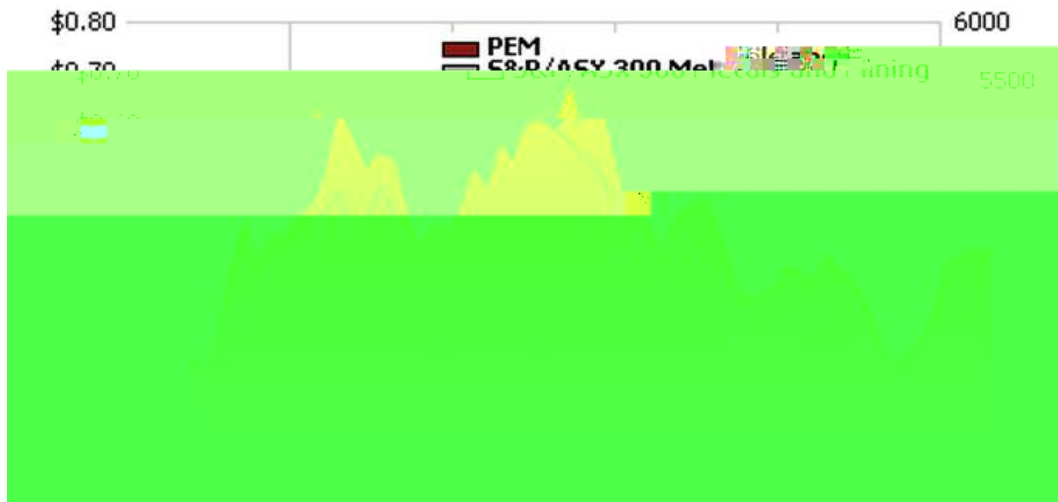
2,940 /

2,100 /

2,588

/ 1,800 /

2012-2013



2

PEM

300

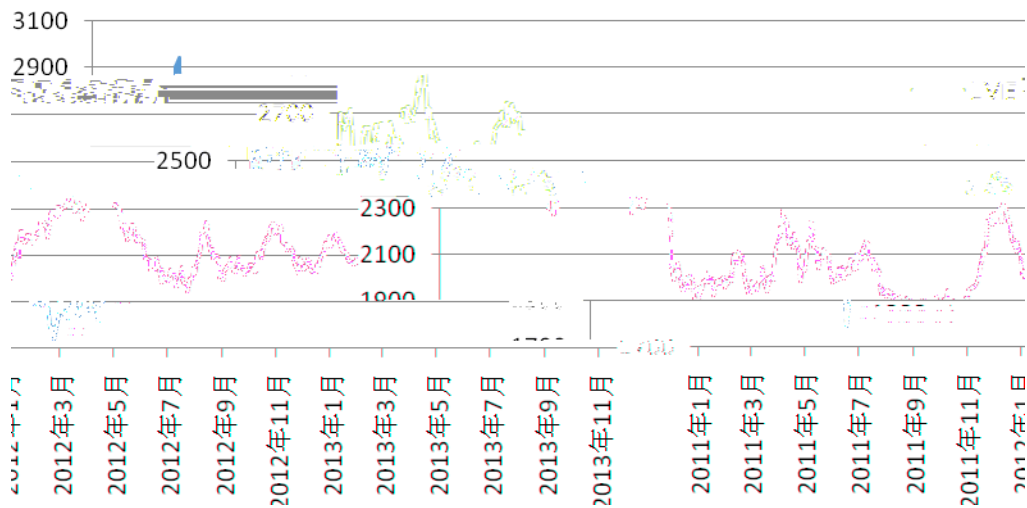


巨潮资讯

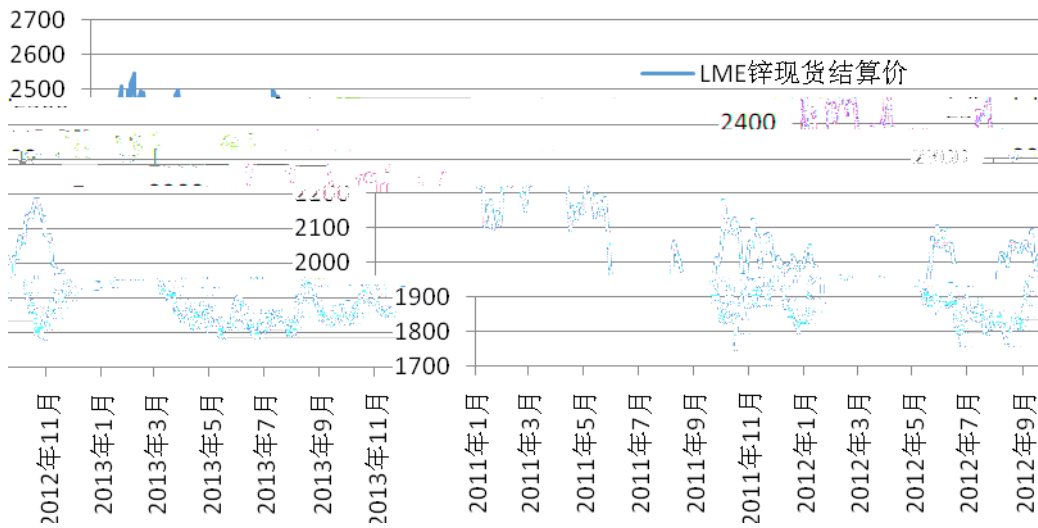
www.cninfo.com.cn

中国证监会指定信息披露网站

站



3 LME /



4 LME /

4

75%

50%

2013

0.35 /

9

1

2010 2011 2012
 61.38% 52.56%
 2013 9 30
 49.60% 52.14% 2013
 56%

%

	2013 9 30	2012	2011	2010
	56.00	49.60	52.56	61.38
	50.45	50.01	51.05	52.74
	40.12	41.50	49.07	49.45

Wind

000688 2013 1 2010 -2012
 2969.76% 376.82% 1008.22%

2

2013 9 30

74.78

36.28

7.45

58.48%

62.22%

2010 2011 2012 2013 1-9

6,817

22,460

26,811

20,539

10

2013 8 29

[2013]024



巨潮资讯

www.cninfo.com.cn

中国证监会指定信息披露网站

2013 10 16

[2013]3001

2013 10 28

NO (P)WAD396/2013

2013 10 30

F2013/13805

2013 11 11

[2013]098

2013 11 27

4403201300759

2013 11 29

2013 12 2

3000t/d

1

3000t/d

-120m

-150m

80 t/a 3000t/d

3000t/d

48,600

2011 12

2015 3

2

1

2

307.7m

60m

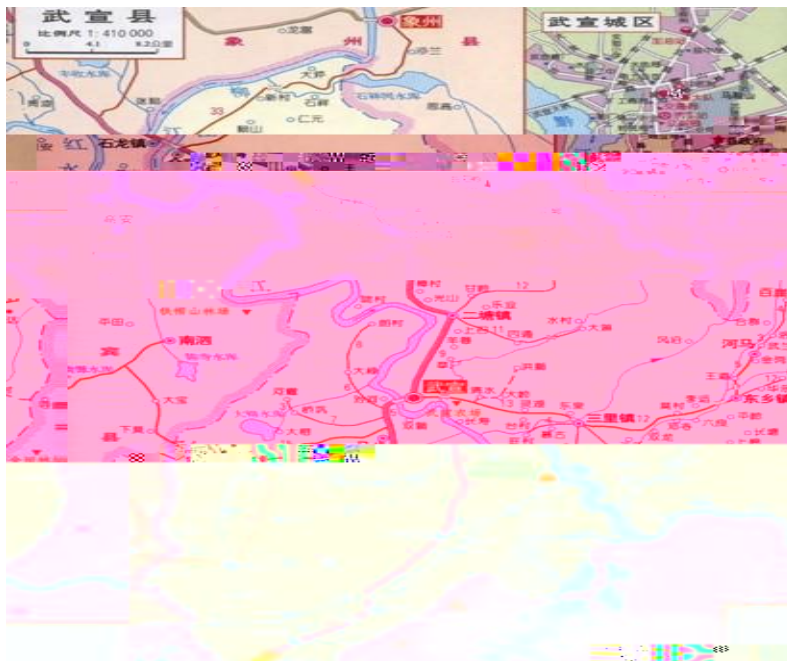
60 240m

9km

209

113km

55km



5

3

80 3000t/d

4

“ ”

3

83%

17%

2,812.5

2001 3 16

92.80 /

C4500002011043210111302

4

27,000

2014

1

5

25,078.34

5,002.57

14.85%

7.66

6

2012 9 29

3000t/d

[2012]211

2012 11 19



巨潮资讯

www.cninfo.com.cn

中国证监会指定信息披露网站

[2012]1714 3000t/d 29,994.51

2013 12 19

[2013]1783 3000t/d 48,600

2013 12 30

[2013]2187 3000t/d

7

43.5377

2013 12 15

3000t/d [2013]675

2014 1

8

2011 12 19,652

2013 12 31 1,656

42,000

1

2006

2

11

6

3

2010

2013 9 30

cninfo

巨潮资讯

www.cninfo.com.cn

中国证监会指定信息披露网站

10.99	2010	15.93	31%	2012
2010	91%			
2013 9 30		47.28		54.51
0.87		49%		
0.45	36.28		67%	

42,000

42,000

3000t/d

1,500 /

3,000 /

2.6



巨潮资讯

www.cninfo.com.cn

中国证监会指定信息披露网站