



2012

2013 04



2012 12 31

10

0.45

0

















1

2





3



4

5

6





1

2

3







										r@t0	





3

3

4





5









1

2

--	--	--	--	--	--	--	--	--	--



1

2

3

4

5



2

3

2

Header Row 1								
Col 1	Col 2	Col 3	Col 4	Col 5	Col 6	Col 7	Col 8	Col 9
Header Row 2								
Col 1	Col 2	Col 3	Col 4	Col 5	Col 6	Col 7	Col 8	Col 9



3

1 5%





1

“ ”



2 2012





2

3

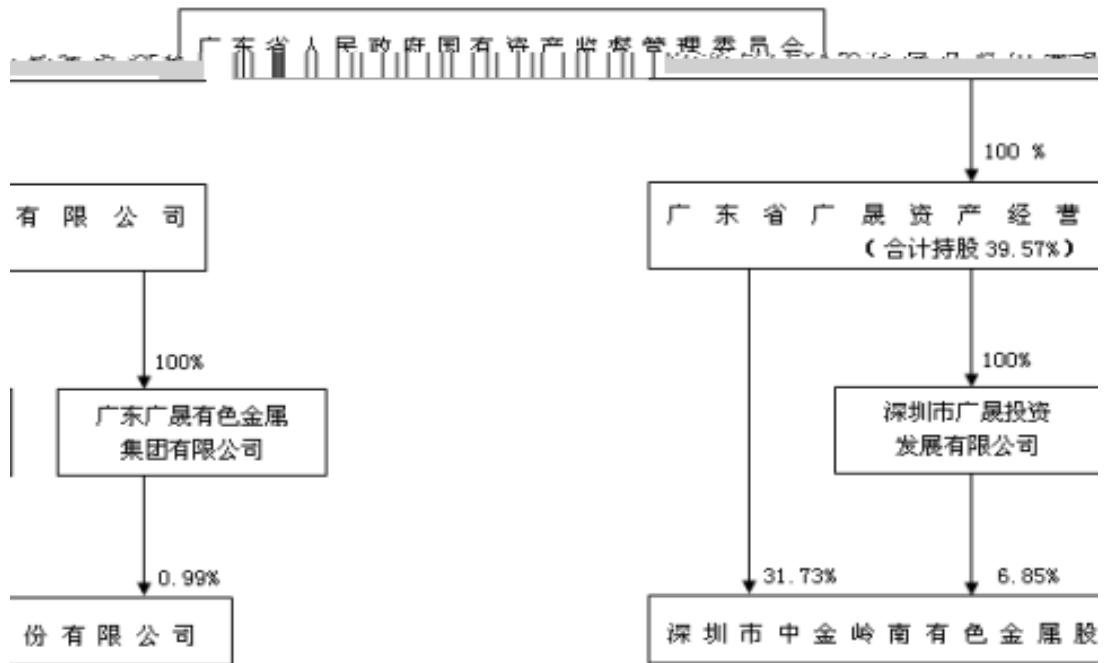
1





3

公司与实际控制人之间的产权及控制关系的方框图






4 **10%**

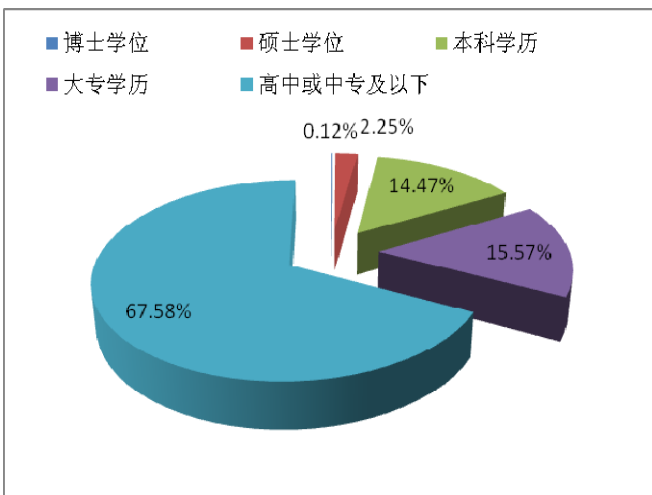
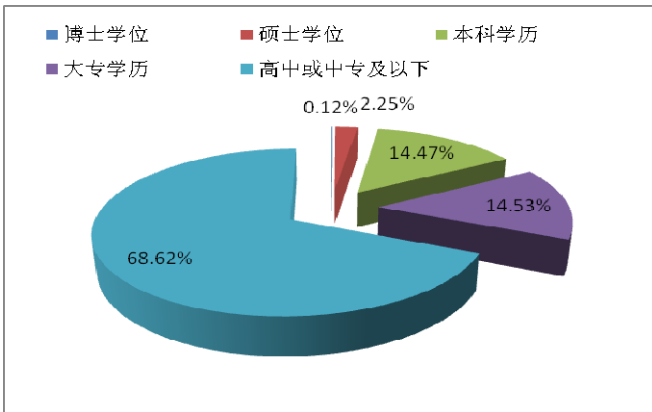
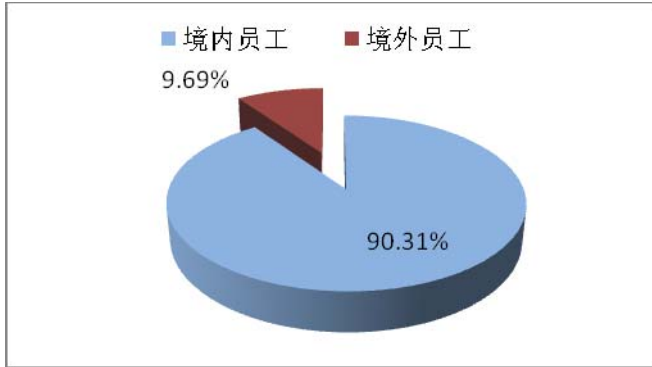
















1

2



1

2

3









[Shaded header row]	
[Empty row]	
[Shaded cell]	[Empty cell]
[Shaded cell]	[Empty cell]

[Shaded header row]	
[Empty row]	
[Shaded cell]	[Empty cell]
[Shaded cell]	[Empty cell]







2012 12 31

		4,987,987,125.35	5,034,153,840.82
		-	-
		1,992,137,802.12	2,346,320,642.44
		6,980,124,927.47	7,380,474,483.26
		-	-
		5,615,142,325.85	5,298,086,985.09
		7,093,055,973.96	6,661,925,749.23
		14,073,180,901.43	14,042,400,232.49



2012



2012

	2012									
	2,062,940,880.00	61,324,269.92	-	50,611.21	612,895,594.94	2,482,999,803.14	77,875,825.88	-	1,363,838,764.14	6,661,925,749.23
	2,062,940,880.00	61,324,269.92	-	50,611.21	612,895,594.94	2,482,999,803.14	77,875,825.88	-	1,363,838,764.14	6,661,925,749.23
“ ”	-	3,118,785.50	-	-46,029.26	31,422,445.83	252,834,551.87	29,725,586.82	-	114,074,883.97	431,130,224.73
	-	3,118,785.50	-	-	-	432,788,741.06	29,725,586.82	-	103,793,739.56	569,426,852.94
	2,062,940,880.00	64,443,055.42	-	4,581.95	644,318,040.77	2,735,834,355.01	107,601,412.70	-	1,477,913,648.11	7,093,055,973.96



2012

	2011									
	1,586,877,600.00	654,879,721.14	-	3,124,986.80	563,805,993.89	1,613,077,996.00	157,106,729.45	-	1,048,398,124.68	5,627,271,151.96
	1,586,877,600.00	654,879,721.14	-	3,124,986.80	563,805,993.89	1,613,077,996.00	157,106,729.45	-	1,048,398,124.68	5,627,271,151.96
“ ”	476,063,280.00	-593,555,451.22	-	-3,074,375.59	49,089,601.05	869,921,807.14	-79,230,903.57	-	315,440,639.46	1,034,654,597.27
	-	-18,501,178.02	-	-	-	950,748,960.18	-79,230,903.57	-	137,852,713.85	990,869,592.44
	2,062,940,880.00	61,324,269.92	-	50,611.21	612,895,594.94	2,482,999,803.14	77,875,825.88	-	1,363,838,764.14	6,661,925,749.23



2012

	2011						
	1,586,877,600.00	689,871,810.45	-	3,124,986.80	563,805,993.89	1,281,048,993.60	4,124,729,384.74
	1,586,877,600.00	689,871,810.45	-	3,124,986.80	563,805,993.89	1,281,048,993.60	4,124,729,384.74
“ ”	476,063,280.00	-476,063,280.00	-	88,628.00	18,078.00	(790,4695,008-4690.00)	0-106958580)1309056.1226 0 0 1





1

2

3

4

5





8

9





10









13

14





18

19

20



21

22

/



23

24







27

28

1

2





2

	2,833,110.98	24,242,529.45

3



	420,146,387.99	100.00%	38,513,950.68	9.17%

	665,860,827.08	100.00%	37,309,094.50	5.60%



		186,069,097.53		44.29%

			8,550,913.38	2.04%

5



	277,154,979.90	100.00%	315,174,021.96	100.00%

		72,554,178.05		

6







12

	41,309,951.58	-	-	41,309,951.58
	15,462,468.20	1,382,966.64	-	16,845,434.84



	7,247,832,839.78	372,040,088.84	227,940,720.40	7,391,932,208.22
	2,760,041,141.70	395,484,225.35	158,627,108.54	2,996,898,258.51
	4,487,791,698.08			4,395,033,949.71
	457,865,806.82	7,991,399.78	7,000,000.00	458,857,206.60



--	--	--	--	--



	3,251,690,161.71			3,606,654,314.10
	12,268,158.50	80,570.75	-	12,348,729.25



	124,927,541.22	-	-	124,927,541.22	-

18

19

/



	659,492,595.66	613,934,611.47
	532,667,498.85	506,684,693.17

	58,019,338.58	37,617,658.41



	590,986,100.80	262,589,316.20	28,419,832.40	825,155,584.60
	1,255,132,501.65	35,815,466.31	86,896,895.85	1,204,051,072.11
	1,846,118,602.45	298,404,782.51	115,316,728.25	2,029,206,656.71



	2,702,567,122.94	2,531,311,166.89

24

25

26

--	--	--



	119,437,509.48	135,077,105.62

27

	258,101,334.36	1,437,373,372.84	1,446,194,525.61	249,280,181.59



30

	5,166,258.57	4,111,404.40

31

	618,536,530.86	586,352,232.83

32

	182,026,572.07	315,940,245.11



					160,000,000.00

33

	501,160,193.25	96,139.5

34

	551,357,491.15	929,345,883.14



--	--	--

36

37

38

39



40

41

	612,895,594.94	31,422,445.83	-	644,318,040.77

42



	2,735,834,355.01	-



	18,294,933,747.15	16,183,434,036.88	18,472,960,845.17	15,406,663,300.71

	18,294,933,747.15	16,183,434,036.88	18,472,960,845.17	15,406,663,300.71



	8,751,471,416.39	47.56%

44

	180,989,068.93	307,372,753.51	-

45





	18,122,983.47	23,636,752.81







55

	852,805.98	-27,052,879.24
	-	-
	-571.10	-42,327.81
	29,725,586.82	-79,230,903.57



	4,856,645.57	3,598,214.42
	35,434,467.27	-102,727,896.20

56

	72,195,579.83

	457,662,318.19




2		
3		



4

5

--	--	--	--	--	--	--







1

2



3 2012



1



--	--	--	--	--	--	--

	8,736,311.83	100.00%	4,277,732.68	7,953,172.86	100.00%	4,550,683.10



	1,880,177.12	100.00%	1,366,373.25	1,547,691.52	100.00%	1,196,074.36





		14,224,081.59	14,224,081.59	-	14,224,081.59			2,212,006.59	-	-
		2,333,982,301.60	2,227,225,313.44	116,551,223.48	2,343,776,536.92			2,212,006.59	-	50,095,276.09



4

	7,411,151,505.66	6,231,614,635.34	6,019,143,266.77	4,560,502,078.90



	7,411,151,505.66	6,231,614,635.34	6,019,143,266.77	4,560,502,078.90

	7,411,151,505.66	6,231,614,635.34	6,019,143,266.77	4,560,502,078.90

	2,877,333,702.97	38.50%



	49,859,992.00	63,395,901.83

	29,470,826.59	16,712,540.96



	12,575,672.98	16,044,662.59

6

--	--	--



	-41,013,275.23	-210,781,317.84

2

3



