

000060

2012-05

2011**1**

1.1

www.cninfo.com.cn

1.2

1.3

2**2.1**

	000060

2.2

	6013	24
	0755 82839363	
	0755 83474889	
	dsh@nonfemet.com.cn	

3

3.1

	2011	2010		2009
	18,669,052,308.77	9,652,219,244.78	93.42%	7,583,213,157.26
	1,639,060,109.72	834,179,907.53	96.49%	620,507,716.40
	1,378,561,204.17	734,676,332.46	87.64%	630,001,245.57
	950,748,960.18	707,007,692.13	34.48%	414,226,942.46
	1,161,530,278.02	671,683,927.58	72.93%	408,991,811.39
	1,072,202,325.38	1,942,633,290.68	-44.81%	501,603,809.42
	2011	2010		2009
	14,042,400,232.49	14,570,879,433.70	-3.63%	11,647,009,389.99
	7,380,474,483.26	8,943,608,281.74	-17.48%	6,920,968,678.82
	5,298,086,985.09	4,578,873,027.28	15.71%	3,914,436,000.52
	2,062,940,880.00	1,586,877,600.00	30.00%	1,023,792,000.00

3.2

	2011	2010		2009
/	0.46	0.45	2.22%	0.40
/	0.46	0.45	2.22%	0.40
/	0.56	0.42	33.33%	0.40
	18.88%	16.57%	2.31	11.22%
	23.07%	15.74%	7.33	11.08%
/	0.52	1.22	-57.38%	0.49
	2011	2010		2009
/	2.57	2.89	-11.07%	3.82
	52.56%	61.38%	8.82	59.42%

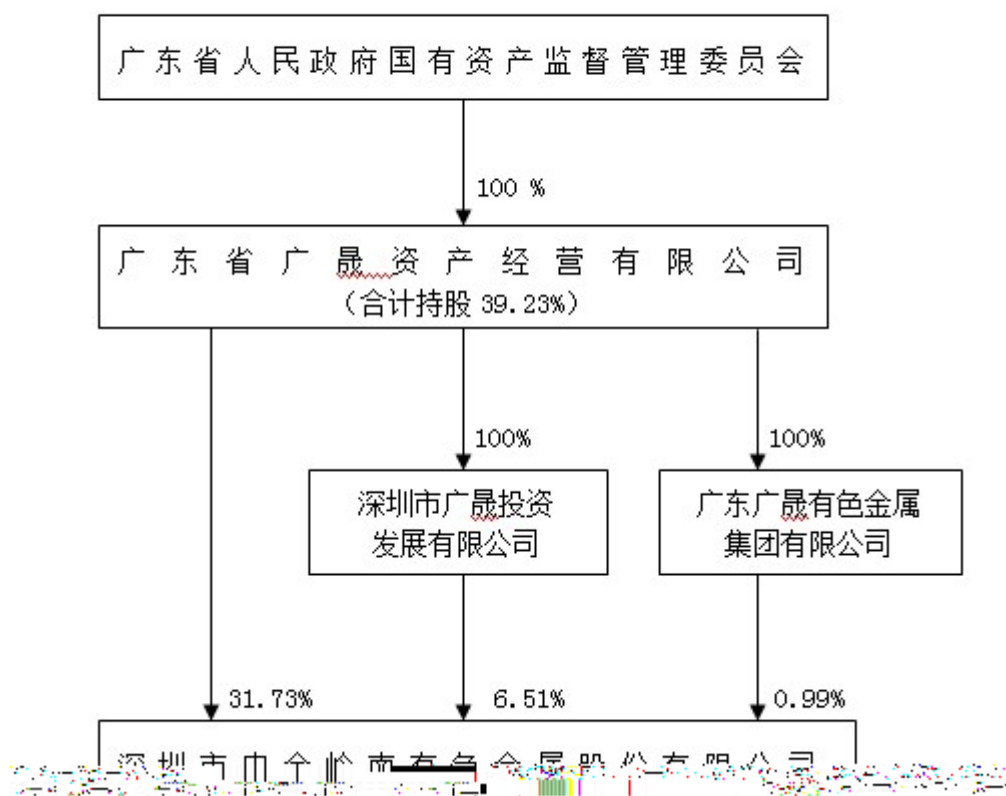
3.3

	2011		2010	2009
	4,008,365.56		-21,905,506.76	2,377,313.30
	36,026,309.47		19,288,695.44	8,002,139.00
	7,963,329.37		147,846,926.16	0.00
	-300,533,580.58		-96,886,763.75	-885,923.13
	10,203,274.07 46%		0.00	0.00

10		
		654,593,573
		134,299,972
100		21,409,275
		20,435,775
100		14,559,760
		8,780,418
		8,613,208
100		8,517,439
300		7,901,683
		7,671,021


4.2


公司与实际控制人之间的产权及控制关系的方框图



5

5.1





--

5.2

			%	%	%	%
	869,261.17	640,780.45	26.28%	1.94%	-5.50%	5.80%

6.3

2011	1	20				2011	1	640
				"	"	40%		361
			51.06%					
2011	10	27		46%	2,000			
			5.06%					
			1-9					

6.4

2012 3 30