



1

2

3

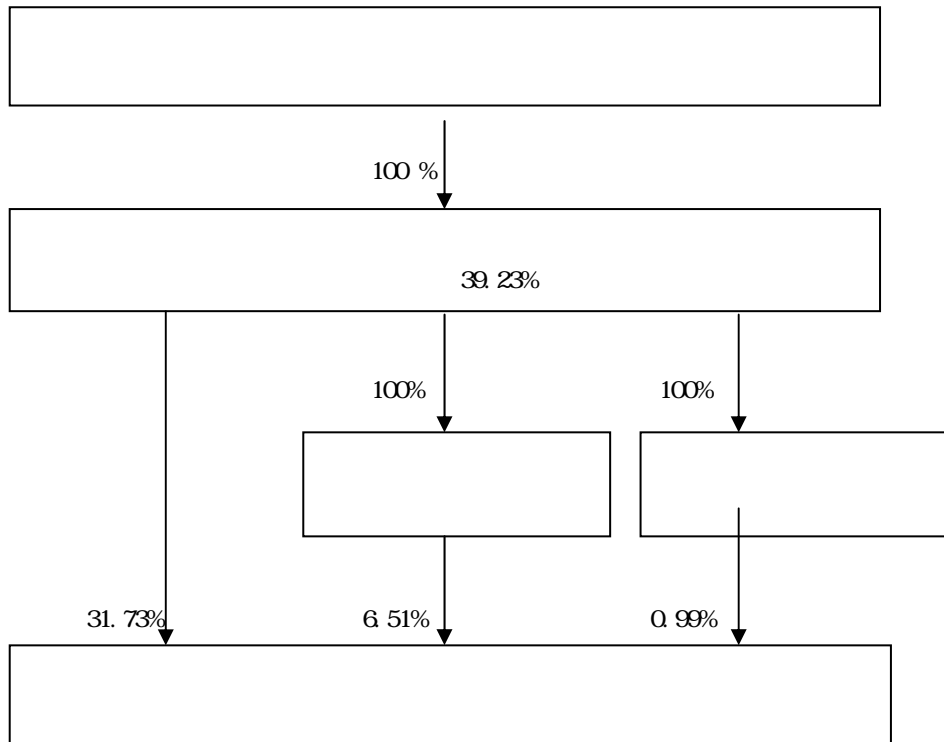
4

3

1

2

3



4

4

15

15 22

5 33

5

1. 52

1. 95

1. 86

2011

“

”

5

6 10%

7

2

2003

1

2

□

3

4

13

2012 1-9

“ ”

“ ”

1

2

3

4

1

2

3

4

5

1

2

3

4

--	--	--	--	--	--	--	--	--

3


4


5

1

5%

1







1

2

3

4

5

1

2

6

1

2

7

8

1

2

9

1

2

3

4

5

6

3

11

1

2

3

4

5

12

1

2

3

4

13

14

1

15

1

2

3

16

1

2

3

4

17

18

19

1

2

3

4

5

6

20

21

22

1

2

23

1

2

3

4

24

25

1

2

3

26

1

2

27

1

2

32

1

2

33

1

2

34

1

2

3

1

2

3

4

5

6

7

8

9

10

1

2

3

3

1

2

3

--	--	--	--

2

3



5

--	--	--	--	--



6

7



-


7

8

7

1

--	--	--	--



2

16

1

2

17

1

		$y \quad 2 \quad /$	$y \quad /$	

3

24

25

36

37

38


1

2

5 5


3

4



45

46




4

5

55

56



4

5

6

2

3

67

1

4

5

1

2 /

3

4

5

6

7

--	--	--	--

2

1

1



Light blue									
Light blue		Light blue		Light blue		Light blue			Light blue

Light blue	Black	Black	Black	Light blue	Light blue	Light blue	Light blue
Light blue	Light blue	Light blue	Light blue	Light blue	Light blue	Light blue	Light blue



7

8

0

9

2

1

3

4

5

5

1

1

2

1.

2

3

4

5

6

7.

8

9

10

11.

12

13

14

15

16

17.

18

19

20

21.

22

23

24

